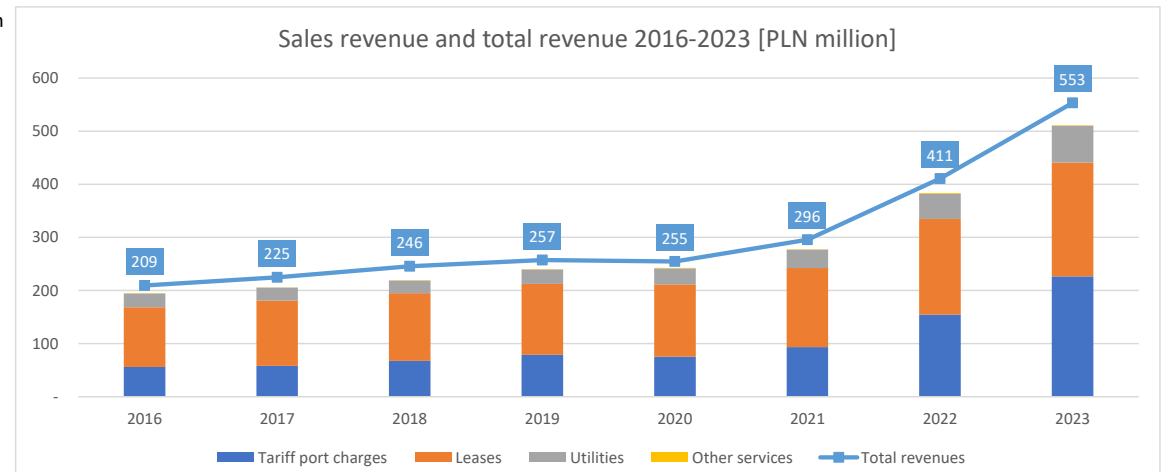
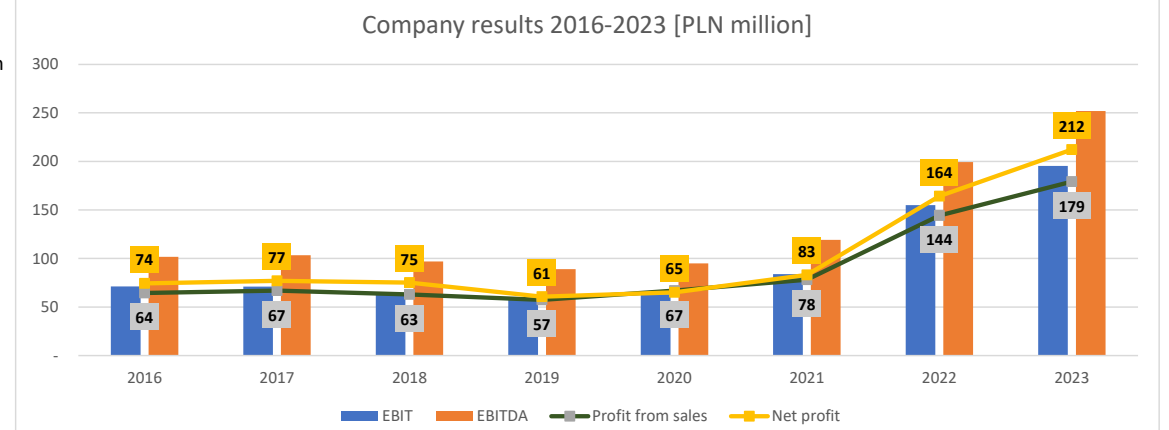


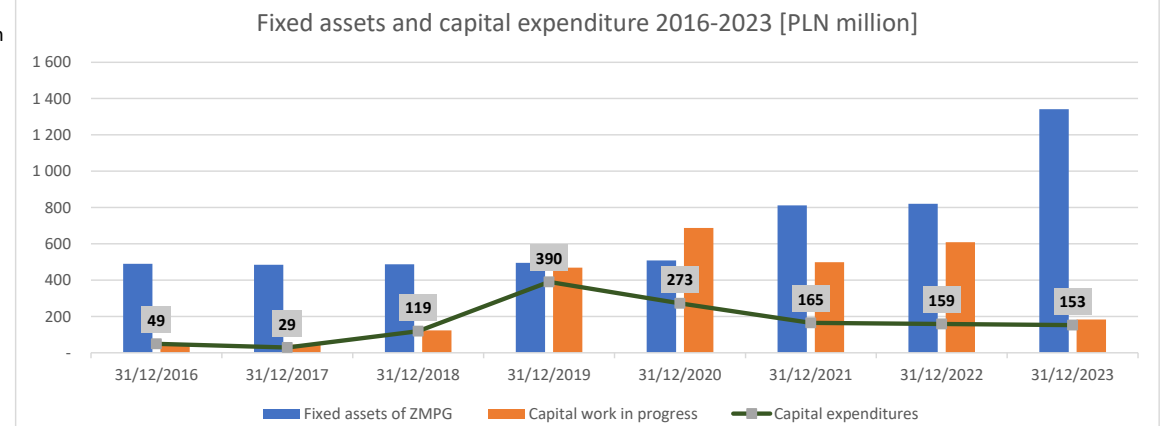
Specification	2016	2017	2018	2019	2020	2021	2022	2023	PLN million
<b>Revenue from sales</b>	<b>195,01</b>	<b>205,81</b>	<b>219,41</b>	<b>240,24</b>	<b>242,56</b>	<b>277,62</b>	<b>383,66</b>	<b>510,96</b>	
Tariff port charges	56,16	58,00	67,55	78,81	75,24	93,36	154,68	226,69	
Leases	112,22	123,15	127,26	133,70	136,33	148,79	180,12	214,14	
Utilities	26,10	24,21	24,06	27,14	30,04	34,91	47,39	69,24	
Other services	0,54	0,44	0,53	0,60	0,95	0,56	1,47	0,90	
<b>Total revenues</b>	<b>209,43</b>	<b>224,86</b>	<b>245,68</b>	<b>257,44</b>	<b>254,62</b>	<b>295,67</b>	<b>410,61</b>	<b>553,29</b>	



Specification	2016	2017	2018	2019	2020	2021	2022	2023	PLN million
EBIT	71,16	71,08	63,35	57,35	63,18	83,94	154,98	195,31	
EBITDA	101,76	103,36	96,87	88,99	94,86	119,24	199,33	251,88	
Profit from sales	64,49	66,88	62,92	57,37	66,83	78,18	144,26	179,24	
Net profit	74,37	77,00	75,08	60,67	65,10	83,12	164,19	212,16	



Specification	31/12/2016	31/12/2017	31/12/2018	31/12/2019	31/12/2020	31/12/2021	31/12/2022	31/12/2023	PLN million
Fixed assets of ZMPG	490,17	484,75	487,52	495,32	508,63	811,90	820,45	1 340,93	
Capital work in progress	42,03	44,70	123,34	468,54	687,02	499,12	608,97	183,65	
Capital expenditures	49,17	29,06	119,32	390,06	272,72	164,65	158,54	152,89	



Specification	31/12/2016	31/12/2017	31/12/2018	31/12/2019	31/12/2020	31/12/2021	31/12/2022	31/12/2023
Net profitability	38,1%	37,4%	34,2%	25,3%	26,8%	29,9%	42,8%	41,5%
Return on sales	33,1%	32,5%	28,7%	23,9%	27,6%	28,2%	37,6%	35,1%
Return on assets	9,0%	8,5%	6,9%	4,9%	4,2%	5,2%	9,1%	9,3%

